

level DIGITAL WALLCOVERINGS



### Exclusive Designs, Ready to Customize

Extraordinary, high-resolution, print-ready designs that are only available in this program.

Ready to specify as-is or adapt to your needs. Customize design & color. Customize layouts & sizing. Or we can create a new design tailored to your needs and creative vision.

Archives of thousands more designs available to specify as Level digitally produced wallcovering.

### Exciting New Materials, Near Limitless Printing Solutions

While we carry a complete line of premium vinyls, PVC-Free Type II wallcovering, and specialty wallcovering materials, we have the ability to print on almost any substrate, as well as offer new options for lamination.

Clear & Frosted Window Films

Sound Absorption Solutions

Rigid Wall Protection Materials

Polycarbonates & Acrylic Sheets

Laminates & Wood Veneers

Many, Many More...

### Pain-Free Project Management

With nearly two decades of experience in custom digital wallcoverings specifically for the commercial contract market, we've become experts at our craft. From accuracy and quality to robust communication, we work tirelessly to ensure that each job is completed smoothly and efficiently - on time, on budget, and headache free.



## THE INDUSTRIALIST

Upgrade	6
String Theory	8
Jet Set	10
Metropolis	14
Tapestry	16
Brainstorm	18
Boardwalk	20
Cartographer	22

## THE NATURALIST

Tranquil	50
Kimono	52
Groveswood	54
Ginkgo Shadows	56
Fern Shadows	58
So Vein	60
Treeline	62

## WINDOW FILM

Design with Window Film	84
Privacy Screening	86

## THE ARTIST

Palette	26
Palette Overprint	30
Roundabout	32
Energy	34
Origami	36
Flux	38
Full Circle	40
Abstracted	42
Transformations	44
Swept Off My Feet	46

## THE TRADITIONALIST

Fabrique	66
Fabrique Variants	68
May Flowers	70
Scrollwork	72
City Griddy	74
Paparazzi	76
Word Play	78
Mod Damask	80

## SPECIFYING

Design Archives	88
Level Difference	90
How to Order	92
What Happens Next?	94

# CONTENTS





## THE INDUSTRIALIST

A modern reboot of timeless lines; whispers of nostalgia and aged finishes. Concrete, wood, steel, copper, rust & verdigris - hard edges eased into weathered texture.

**CLOCKWISE**  
Upgrade shown in:  
L403602 Copper  
L403604 Cadmium  
L403601 Iron

**OPPOSITE**  
Upgrade shown in:  
L403603 Chromium







**CLOCKWISE**  
String Theory shown in:  
L403502 Cadmium  
L403503 Manganese  
L403506 Iron  
L403505 Cobalt

**OPPOSITE**  
String Theory shown in:  
L403501 Copper Patina





**CLOCKWISE**  
Jet Set shown in:  
L403704 Mediterranean Isle  
L403702 Aegean Beach  
L403703 Alpen Chateau

**OPPOSITE**  
Jet Set shown in:  
L403701 Provencal Resort









THIS PAGE  
Word Play shown in:  
L407004 Concrete

OPPOSITE  
Roundabout shown in:  
L408604 Expressway

**TOP TO BOTTOM**

Metropolis shown in:  
L405003 Olympic Teal  
L405002 Gothic Brown

**OPPOSITE**

Metropolis shown in:  
L405001 Utopian Blue



Request our WallMax clear protective wallcovering topcoat to achieve superior durability and scratch resistance.





**CLOCKWISE**  
Tapestry shown in:  
L405105 Batik  
L405103 Angora  
L405104 Crushed Velvet  
L405101 Boucle

**OPPOSITE**  
Tapestry shown in:  
L405102 Cashmere





**TOP TO BOTTOM**  
Brainstorm shown in:  
L404801 Blackboard  
L404802 Chalkboard

**OPPOSITE**  
Brainstorm shown in:  
L404803 Whiteboard (*printed  
in white ink on window film*)



We manage projects and budgets of all sizes with the same care and attention to detail, and we're always eager to find the right solution for our clients.



$$S = -\sqrt{R^2 + G^2}$$

$$0.10 \rho(x)$$

$$S = -\sqrt{R^2 + G^2}$$

$$M_1 = 10$$

$$\sigma_1 = 4$$

$$A_n^T = \frac{1}{n} \sum_{i=1}^n (x_i - \bar{x}) = \bar{w}c$$
$$6L = \frac{w}{n}$$
$$A_n^T = n \cdot (n-1) = \frac{w}{n} \cos \theta$$



$$\bar{x} = \frac{\sum_{i=1}^n x_i}{n}$$

$$S = -\sqrt{R^2 + G^2}$$

$$M_1 = 20 \quad \bar{I} = 2 - \frac{1}{n}$$

$$\sigma_1 = 8$$

$$\bar{A}_n^T = n \cdot n \cdot \dots \cdot n = n^n$$

$$c = \bar{w}c = 2 - \sqrt{4^2 + (6L - 6c)^2} \quad S = -\sqrt{R^2 + G^2}$$

$$= \frac{1}{\sqrt{2}} \left( \frac{1}{\sqrt{2}} + \frac{1}{\sqrt{2}} \right) + \frac{1}{\sqrt{2}} \left( \frac{1}{\sqrt{2}} - \frac{1}{\sqrt{2}} \right)$$

$$d(\ln x) d(\ln x) = \frac{1}{x^2}$$

$$S = \frac{1}{\sqrt{2}} \sin \theta$$

**CLOCKWISE**  
Boardwalk shown in:  
L404702 Light Wood  
L404707 Migration  
L404703 Dark Wood  
(printed vertically with  
inlaid text effect)  
L404705 Treescape

**OPPOSITE**  
Boardwalk shown in:  
L404701 Faded Stain  
(design printed at a  
45° angle)

**VARIETY**  
Many Level designs are  
also available in a range  
of standard variations,  
or different takes on the  
same theme.  
Visit [findyourlevel.com](http://findyourlevel.com)  
to see more.





**TOP TO BOTTOM**

Cartographer shown in:  
L400203 Antique  
L400201 Parchment

**OPPOSITE**


Cartographer shown in:  
L400202 Tea Stained




Use any Level design as-is, or as inspiration; a point of departure for a new and unique solution.









## THE ARTIST

Expressive and unrestrained; colorful and energetic. Eye-catching graphics balanced with handmade subtleties. Often playful, always bold. One-of-a-kind.

**TOP TO BOTTOM**

Palette versions:  
L407501 Monson #11  
L408101 Monson #30

**OPPOSITE**

Palette version:  
L407401 Monson #7

**ABOUT THE ARTIST**

The Palette collection features the work of Seattle based fine artist John Monson.

Mr. Monson's paintings explore the dichotomy of atmospheric fields of color and the incidental imagery generated by the physical texture of paint on canvas. The color fields seem to evoke both external atmospheric landscapes and internal psychological states while the textures offer the suggestion of aging, renewal and implied action.

Abstraction is employed in order to avoid literal, narrative associations, freeing the viewer to have a more direct experience of the paintings and to arrive at more intimate, intuitive and subconsciously derived personal meanings.

After receiving his BFA in Studio Art from Western Washington University, Mr. Monson's early artistic career was spent in the nascent computer graphics field of the 1980's culminating in a long relationship with Microsoft's Digital Imaging Group as an art director and then program manager. During that time Mr. Monson kept his hand in drawing and painting, returning full time to his first love of creating fine art in 2007.

The 2014 Winner of the Creative Quarterly CQ35 Competition, Mr. Monson's work is featured in the collections of Western Washington University, Edmonds Community College, and Therapeutic Health Services in Seattle, as well as numerous private collections including that of Maryanne Tagney-Jones.

All artwork in the Palette collection © 2015 John Monson. All Rights Reserved.  
johnmonsonart.com







THIS PAGE  
Palette version:  
L407601 Monson #12

OPPOSITE  
Palette version :  
L407701 Monson #33



**CLOCKWISE**  
L407702 Monson #33  
*(with overprint)*  
L407602 Monson #12  
*(with overprint)*  
L407502 Monson #11  
*(with overprint)*  
L408102 Monson #30  
*(with overprint)*


**OPPOSITE**  
L407402 Monson #7  
*(with overprint)*

**LAYER**

We combined John Monson's already beautiful paintings with stylized photography to create stunning new effects. Layering artwork with complimentary imagery offers endless possibilities for expression and impact.



All artwork in the Palette collection © 2015 John Monson. All Rights Reserved. johnmonsonart.com





CLOCKWISE  
Roundabout shown in:  
L408601 Fast Lane  
L408603 Carpool  
L408605 Rush Hour  
L408604 Expressway

OPPOSITE  
Roundabout shown in:  
L408602 Accelerate





**TOP TO BOTTOM**

Energy shown in:  
L408301 Prism  
L408303 Electron (printed in both  
white and color ink on window  
film)

**OPPOSITE**

Energy shown in:  
L408302 Gravity



Print a Level design on window film to add elegance and sophistication to privacy screening, glass partitions, windows and more.





**TOP TO BOTTOM**  
Origami shown in:  
L404901 Hiroshi  
L404902 Katsu

**OPPOSITE**  
Origami shown in:  
L404903 Midori (*printed on window film*)



We proudly offer environmentally conscious solutions in both our print technology and our materials.



**CLOCKWISE**  
Flux shown in:  
L404202 Matinee  
L404203 Eclipse  
L404204 Daybreak  
L404205 Happy Hour

**OPPOSITE**  
Flux shown in:  
L404201 After Hours







**TOP TO BOTTOM**  
Full Circle shown in:  
L402602 Indigo  
L402603 Viridian

**OPPOSITE**  
Full Circle shown in:  
L402601 Gamboge



There are literally hundreds of materials available on which your Level design can be printed, and the list grows almost daily.

© Noah, Artist, Courtesy of Canadian Art Prints and Winn Devon Art Group, Inc.



**TOP TO BOTTOM**

Abstracted shown in:  
L405203 Quinacridone  
L405202 Ultramarine

**OPPOSITE**

Abstracted shown in:  
L405201 Vermilion



Level designs are created to be easily customized for a wide variety of applications.




**TOP TO BOTTOM**

Transformations shown in:  
L402502 Crimson  
L402501 Ochre

**OPPOSITE**

Transformations shown in:  
L402503 Phthalo



Ongoing R&D towards best-in-class materials, inks, coatings, and technology.

© Noah, Artist, Courtesy of Canadian Art Prints and Winn Devon Art Group, Inc.



**TOP TO BOTTOM**

Swept Off My Feet shown in:  
L403203 Warm Hues  
L403202 Deep Hues

**OPPOSITE**

Swept Off My Feet shown in:  
L403201 Cool Hues



Our goal: a clear, efficient, and responsive process, and a flawless installation.

© Julie Hawkins, Artist, Courtesy of Canadian Art Prints and Winn Devon Art Group, Inc.



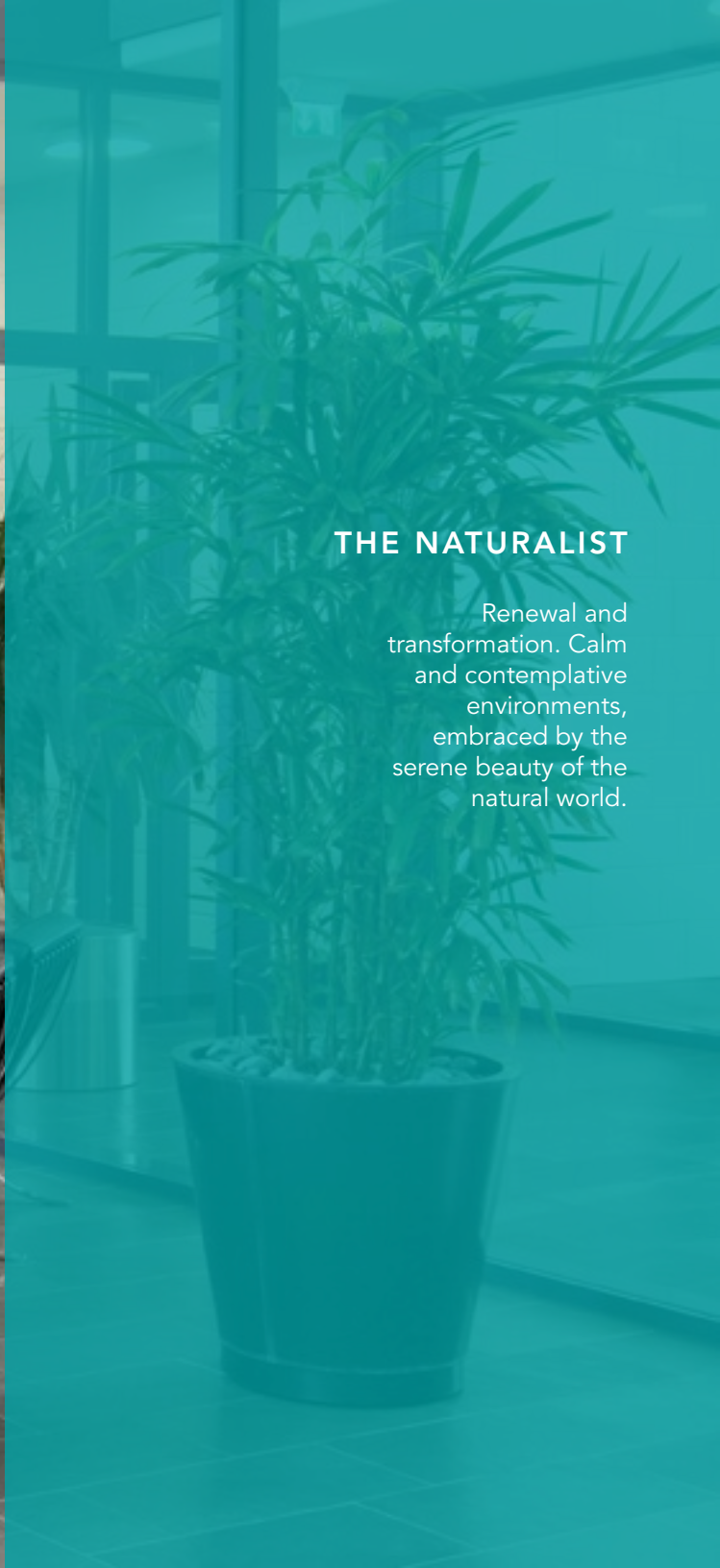






## THE NATURALIST

Renewal and transformation. Calm and contemplative environments, embraced by the serene beauty of the natural world.



**CLOCKWISE**  
Tranquil shown in:  
L406005 Orchid  
L406002 Evening Glow  
L406004 Meadow  
L406003 Whisper

**OPPOSITE**  
Tranquil shown in:  
L406001 Sea Glass





**TOP TO BOTTOM**  
Kimono shown in:  
L405303 Jasmine  
L405301 Chrysanthemum

**OPPOSITE**  
Kimono shown in:  
L405302 Lotus



With nearly two decades of experience, we've become very familiar with the unique challenges that come with digitally printed wallcoverings, films and other materials.



**TOP TO BOTTOM**  
Grovewood shown in:  
L402802 Daybreak  
L402803 First Snow

**OPPOSITE**  
Grovewood shown in:  
L402801 Sunset



For applications in healthcare, hospitality, education, corporate interiors, government and more, Level offers near limitless creative possibilities for today's designer.





**TOP TO BOTTOM**

Ginkgo Shadows shown in:  
L406901 Green Tea  
L406903 Espresso

**OPPOSITE**

Ginkgo Shadows shown in:  
L406902 Latte



Require changes?  
Every design in the  
Level program can  
be specified as is or  
customized to better  
suit your needs.





**CLOCKWISE**  
Fern Shadows shown in:  
L406802 Maidenhair  
L406803 Narrowleaf  
L406804 Hayscented

**OPPOSITE**  
Fern Shadows shown in:  
L406801 Horsetail





**CLOCKWISE**  
So Vein shown in:  
L407005 Salt  
L407002 Thyme  
L407006 Pepper  
L407004 Cayenne

**OPPOSITE**  
So Vein shown in:  
L407003 Cinnamon





**CLOCKWISE**  
Treeline shown in:  
L405702 Early Spring  
L405704 Nightfall  
L405701 Summer Breeze

**OPPOSITE**  
Treeline shown in:  
L405703 Indian Summer











## THE TRADITIONALIST

An unexpected twist. Modern interpretations of classic design motifs. Damasks and acanthus leaves. Florals and geometrics. A nod to the past while forging a new narrative.

TOP TO BOTTOM  
Fabrique shown in:  
L407802 Maiden  
L407804 Dutchess

OPPOSITE  
Fabrique shown in:  
L407801 Aristocrat



Our Color Target Sheets contain over 1,000 digitally printable colors and make the custom color process easy and affordable.



**CLOCKWISE**  
Fabrique Distressed Variant  
shown in:  
L407805 Sovereign

Fabrique Textured Variant  
shown in:  
L408501 Chivalry  
L408502 Nobility

Fabrique Striped Variant  
shown in:  
L408201 Regal

**OPPOSITE**  
Fabrique Offset Variant  
shown in:  
L407803 Grand Duke

**VARIETY**  
Many Level designs are  
also available in a range  
of standard variations, or  
different takes on the same  
theme.  
Visit [findyourlevel.com](http://findyourlevel.com) to  
see more.





**TOP TO BOTTOM**

May Flowers shown in:  
L408902 Zinnia  
L408901 Snapdragon

**OPPOSITE**

May Flowers shown in:  
L408903 Iris



Endless variations can be achieved simply by editing the Level designs, or the composite elements within a design.





**TOP TO BOTTOM**

Scrollwork shown in:  
L404302 Stone  
L404303 Patina

**OPPOSITE**

Scrollwork shown in:  
L404301 Gilded



Adapting artwork, illustration, graphics or photography to a client's space and unique requirements.



**CLOCKWISE**  
City Griddy shown in:  
L408401 Altitude  
L408402 Hemisphere  
L408406 Compass  
L408405 Latitude

**OPPOSITE**  
City Griddy shown in:  
L408403 Zoned





**CLOCKWISE**  
Paparazzi Squared shown in:  
L408801 Miami  
L408802 Hollywood  
Paparazzi shown in:  
L403101 Miami  
L403102 Hollywood

**OPPOSITE**  
Paparazzi shown in:  
L403103 New York City





**CLOCKWISE**

Word Play shown in:

L405801 Black & White  
(with "Welcome" text)

L407101 Watercolor  
(with "Health & Wellness"  
text)

L405803 Citron  
(with "Success" text  
printed on window film)

L407004 Concrete  
(with "Success" text)

**OPPOSITE**

Word Play shown in:

L407005 Teal  
(with "Success" text)

**CUSTOMIZE**

Mix and match the words, font styles and/or colors from the variations featured here, or provide your own words to replace those in the design.





SUCCESS

LEADERSHIP

STRATEGY

GOALS

TALENT

SKILL

INITIATIVE

COMMITMENT

SERVICE

WORK

QUALITY

CREATIVITY

COURAGE

DETERMINATION

EFFICIENCY

TRUST

CAPITAL

TEAMWORK

MOTIVATION

PERSISTENCE

EXCELLENCE

DEVELOPMENT

GROWTH

ATTITUDE

VISION

POSITIVITY

MANAGEMENT

PURPOSE

ACHIEVEMENT

MANAGEMENT

TABLE





CLOCKWISE  
Mod Damask shown in:  
L404404 Harvest  
L404403 Spring  
L404402 January

OPPOSITE  
Mod Damask shown in:  
L404401 Indian Summer









WINDOW FILM  
SPECIFYING




**CLOCKWISE**  
Flux shown in:  
L404201 After Hours  
(printed in white ink only)

Energy shown in:  
L408303 Electron  
(printed in both white  
and color ink)


Paparazzi shown in:  
L403103 New York City  
(printed in both white  
and color ink)

Fabrique shown in:  
L407804 Dutchess  
(printed in color ink only)

**OPPOSITE**  
Word Play shown in:  
L405801 Black & White  
(printed in white ink only  
on a frosted window film)



**ENHANCE**  
Pair a Level design  
with one of our  
popular window films  
to add elegance and  
sophistication to  
privacy screening, glass  
partitions, windows and  
more.



Tervetuloa  
WILKKOMMEN  
YN CROESAWU  
SELAMAT DATING  
ברוך הבא  
BIENVENU

Vitaj  
laipni lūdzam  
EL COMEWAY  
na shaya  
ຍິນດີຕ້ອນ

Gratus  
ようこそ  
yl'el  
Прощу  
REM-VINDO

Benvenuti  
VÄLKOMMEN  
Dobrodošli

VELKOMMEN  
BIENVENIDO  
CRAO MING  
Καλώς ὄρισες  
WELKOM  
sveikas atvykęs  
WELCOME  
WELCOME  
BIENVINI  
VÍTEJ



**TOP**


Full Circle shown in:  
L402602 Indigo  
(printed in white ink only on  
clear window film)

**BOTTOM**

L409001 Devine Pattern  
(printed on clear film in white ink  
at high opacity [left], and at low  
opacity [right] to demonstrate  
different levels of screening from  
the same pattern)

**OPPOSITE**

Roundabout shown in:  
L408601 Fast Lane  
(printed in both white and  
color ink, with a diffused white  
band running the length of the  
installation to provide additional  
privacy at eye level)







**CLOCKWISE**

Lineation shown in:  
L32100A1CD Multi

Willow Wisp shown in:  
L31064CD Bright Willow

Central Park shown in:  
L31134CD Birch

Shoot the Breeze shown in:  
L32555LV Upwind

**OPPOSITE**

Bandwidth shown in:  
L31091CD Blue Glass

**BROWSE**

In addition to this book, there are hundreds more design and color options available at [findyourlevel.com](http://findyourlevel.com). Just click on the *Designs* link.

Still don't see what you're looking for? Browse our extensive archive from the *Design Archives* link at the website, or call your sales representative to schedule a conversation with our creative team.





### Join Us Online

Get the most out of Level by engaging with us online. Go to the website to find more designs, more color options, product specifications, tools, galleries, and more. And join the creative conversation on social media for the latest updates.

🏠 [findyourlevel.com](http://findyourlevel.com)

f [/leveldigitalwallcoverings](https://www.facebook.com/leveldigitalwallcoverings)

🐦 [@findyour\\_level](https://twitter.com/findyour_level)

📌 [/findyour\\_level](https://www.pinterest.com/findyour_level)

in [/company/level-digital-wallcoverings](https://www.linkedin.com/company/level-digital-wallcoverings)

t [findyourlevel.tumblr.com](http://findyourlevel.tumblr.com)



## Creative Expertise + Technology

The Level team are experts in the use of digital print technology for the commercial interior décor market. With nearly 20 years of experience, we have a deep knowledge and mastery of the intricacies of this technology. We also invest in the latest printing technology to offer the widest possible range of production options for our clients.

### OUTSTANDING DESIGNS

The heart of the Level program is its growing library of extraordinary designs. And behind those designs is the Level team of talented stylists and designers, who combine years of experience with fresh ideas and new outlooks on commercial wallcoverings. We keep a close eye on commercial wallcovering trends and styles, and creatively interpret that research into [exciting new designs that designers, specifiers, and their clients will love](#).

### EXPERIENCED PROJECT MANAGEMENT

[If you can dream it, we'll find a way to make it happen](#). Adapting artwork, illustrations, graphics or photography to a client's space and unique requirements is what we do best. With many years of successful projects under our belt, we know all of the unique challenges that come with custom digital wallcoverings, and we've amassed a considerable tool kit to address them. We continually manage projects and budgets of all sizes with the same care and attention to detail, and we're always eager to find the right solution for our clients.

### STATE-OF-THE-ART PRINTERS & INKS

Level wallcoverings are printed using the latest advancements in UV-based and latex-based inks on high-speed, large format digital presses. We maintain a close relationship with our hardware and ink suppliers, cooperating in R&D to improve the durability and applicability of our products. And our wallcoverings history and experience allows us to find solutions and tackle new challenges specific to [key commercial wallcoverings markets - healthcare, hospitality, corporate, and retail](#).

### NEAR LIMITLESS SUBSTRATES & DURABLE LAMINATES

We are able to print your design on an ever-growing list of materials including Type II vinyls, PVC-free commercial wallcovering, window films, laminates, rigid materials, and more. Many of our materials feature environmentally friendly attributes, and we continually expand our offering of substrate materials to keep up with the demands of the market and [provide new options for designers and specifiers](#). Optional liquid laminate top-coats can provide additional durability and abrasion-resistance, or feature anti-microbial or anti-graffiti properties.

## Environmental Responsibility

We proudly offer wallcovering options that meet the demands of our environmentally conscious customers without sacrificing the highest standards of artistry, quality, and durability. In particular, Level digital wallcoverings offer green solutions in both our print technology and our offering of printable substrates. We are also able to produce wallcoverings that, when printed with our latex inks on a PVC-free wallpaper, are GREENGUARD Children & Schools Certified<sup>SM</sup>, can help building owners obtain LEED credits, and meet AgBB criteria.

## A Step-By-Step Guide to Specifying Level

### ■ STEP 1: SELECT A DESIGN & COLOR

The designs in the Level program are available in a range of standard colorations and many feature several layout variations. Each of these designs can be specified as is, or may be customized to better suit your needs.

If you choose any of the standard layouts and colorations offered, go directly to Step 3. For any custom options, go to Step 2.

### ■ STEP 2: CHOOSE CUSTOM OPTIONS

Every design in the Level program was created with flexibility in mind, and the possibilities for their customization are near limitless. In an effort to make your project as simple as possible, choose from these options:

#### LAYOUT CUSTOMIZATION

**Simple:** Many designs lend themselves to very simple modifications including flipping or rotating the design, creating a mirror image, or isolating specific elements. The intricacy of each design will determine if these adaptations are applicable, and our staff is available to assist in selecting these options.

**Complex:** Specific modifications can be applied to the design by changing the technique of the artwork, adding new elements, or using a design as a launching point for a completely new piece of art.

#### COLOR CUSTOMIZATION

**Simple:** Designs with flat or solid colors can be simply customized. Rearranging the position of the colors within one of these designs, or even changing the colors to ones selected from our Color Target Sheets are examples of very simple color customization. The intricacy of each design will determine the application of these options, and our staff is more than happy to assist you.

**Complex:** Artists have created many of our designs with complex texturing and layering. We can modify the colors in these designs to blend to your specific palette and we have a variety of tools at our disposal to facilitate this process.

### ■ STEP 3: DETERMINE SIZE & SCALE

All Level designs, customized or not, are sized to customer specifications. In many cases you will simply need to know the overall height and length/width of your space, and your selected design will be sized accordingly. If you have a complex installation that requires multiple sizes or custom fitting to intricate spaces, please have as much information as possible ready when you call for your quote.

#### ■ STEP 4: SELECT A SUBSTRATE

There are literally hundreds of materials available on which your Level design can be printed, and the list grows almost daily. In an effort to make these options more accessible, we have divided the substrates into two categories:

##### STANDARD SUBSTRATES

These are the most often specified and popular materials. They have been thoroughly tested and are recommended for all Level designs. We keep in inventory each material in this group, which allows us to be very responsive to tight deadlines. This group includes three materials:

- Type II 20 oz. Commercial Vinyl (Smooth or Light Stipple Texture)
- Type II PVC-Free Contract Wallcovering
- Optically Clear Window Film
- Premium Artist's Canvas

##### SPECIALTY SUBSTRATES

We can digitally print on a wide array of other materials, both rigid and rolled goods. We generally do not keep these materials on hand, but most can be readily obtained and tested for suitability for your installation requirements. Just some of the many substrates in this group are:

- Frosted Window Films
- Polycarbonates & Acrylic Sheets
- Sound Absorption Solutions
- Laminates & Wood Veneers
- Rigid Wall Protection Material

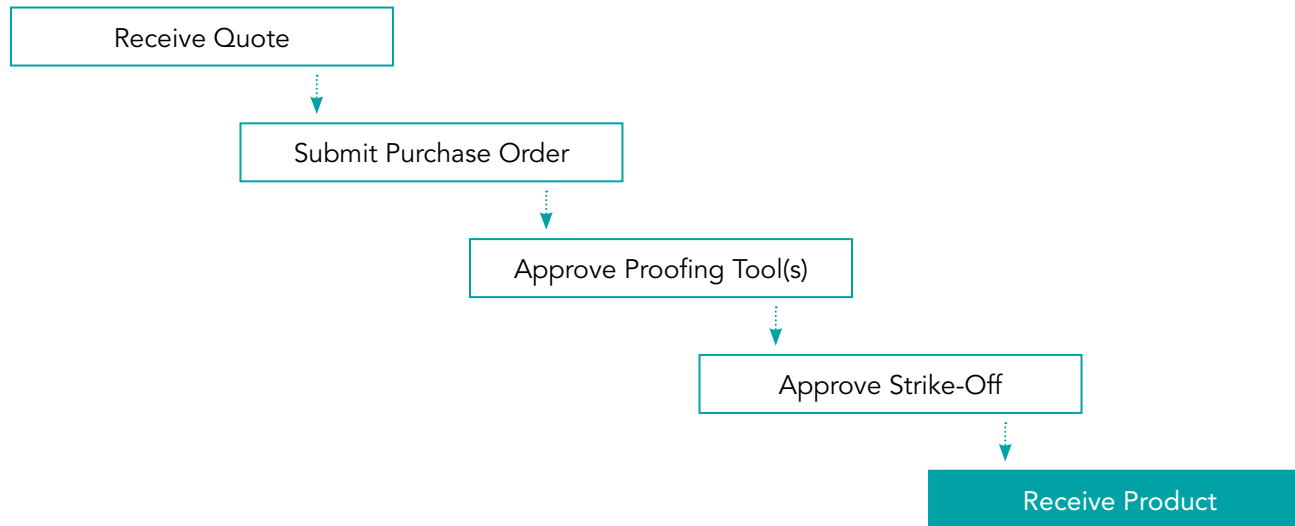
Our experienced, knowledgeable staff can quickly provide you basic information about the durability and color characteristics of most specialty materials, and it is important to remember that printing on specialty materials nearly always involves a longer lead time and more up front expense than our standard materials. However, there is no better way to create a stunning and utterly unique wallcovering than printing on these materials, and we're here to help you every step of the way.

#### ■ STEP 5: REQUEST A QUOTE

Once you've compiled all the information needed, simply provide the necessary information to your sales representative!

## After You Request a Quote

Below is the process that occurs once you have submitted a request for a quote. (Prior to a quote, we can provide estimates for budgetary purposes.) Of course each job is unique and may require deviations from this outline. Our job is to handle the complexity and we will make every effort to keep you informed of the status and progress of your job.



For a more comprehensive outline of the production process, please visit:

[findyourlevel.com/process](https://findyourlevel.com/process)

## Level Proofing Tools Explained

While digital print technology allows for unparalleled design freedom, its print-on-demand nature necessitates some unique sampling and proofing solutions. Our goal is to provide the most accurate, beneficial, and cost effective tools possible to help you visualize the final product at various stages of development.

We have created an assortment of proofing devices, each targeted at demonstrating a specific task or specification. Depending on the complexity and level of customization associated with your project, you may receive one or more of these during the course of production.

Please visit the website or contact your sales representative for more information regarding these tools.

### DESIGN PDF

A emailed PDF of your artwork in an elevation view (may be superimposed over your actual architectural elevations upon request). The intent of the PDF is to visually demonstrate how a requested design will appear when sized, cropped, scaled, and/or customized to your specifications.

### CUSTOM DESIGN PROOF

A Custom Design Proof, also referred to as a CAD, may be generated for custom colorations. The proof is printed on paper and features a crop of a given design re-colored in the selected custom colors. It is not intended for final color approval, but rather as an aid in establishing color placement and position. 16" x 20".

### SUBSTRATE SAMPLE

A small swatch of substrate material, including its basic specifications, is available for all Standard Substrates and many Specialty Substrates. Available printed or unprinted.

### COLOR TARGET SHEETS

A series of color swatches printed on our standard vinyl containing over 1,000 digitally printable colors. When specifying custom colors, the Color Target Sheets are an ideal and affordable starting point to selecting your colors.

### STRIKE-OFF

The Strike-Off is your final sign-off prior to production. It is printed on your specified substrate and features a crop of the final artwork, demonstrating its actual production size, scale, color, material, and layout. 36" x 52".



# Why Level?

Extraordinary Designs, Ready to Customize

Exciting New Materials, Near Limitless Printing Solutions

Pain-Free Project Management

