



level DIGITAL WALLCOVERINGS



Exclusive Designs, Rights-Ready & Customizable

Extraordinary, high-resolution, print-ready designs that are only available in this program.

Ready to specify as-is or adapt to your needs. Customize design & color. Customize layouts & sizing. Or we can create a new design tailored to your needs and creative vision.

Archives of thousands more designs available to specify as Level digitally produced wallcovering.

Exciting New Materials, Near Limitless Printing Solutions

Premium Type II 20 oz. Vinyl (Smooth & Stipple Finish)

PVC-Free Type II Wallcovering

Clear & Frosted Window Films

Acoustic Fabrics & Sound Absorption Solutions

Rigid Impact Protection Materials

Polycarbonates & Acrylic Sheets

Laminates & Wood Veneers

Many, Many More...

Pain-Free Project Management

With nearly two decades of experience in custom digital wallcoverings specifically for the commercial contract market, we've become experts at our craft. From accuracy and quality to robust communication, we work tirelessly to ensure that each job is completed smoothly and efficiently - on time, on budget, and headache free.



LOST & FOUND

Reclaimed	6
Gutenberg	10
Downtown	12

GEOMETRY

Lindsey	16
Quadrans	22
Constellations	24
Nexus	26
Nexus Squared	28
High Tide	30
Dot Matrix	34
Patchwork	36

WORD WALLS

Greetings	40
Executive	40
Script	42
Brick	42

ARTS

Monson #51	46
Convoke	50
Weird Surface	51
La Verite	52
Line Up	54
Ballast	56
Cities in Motion	60

TRANQUIL

Minerology	66
Sliver	68
Waterfall	72
Astronomy	74
Ribbon	78
Prairie Grass	80
Prairie Watercolor	82

SPECIALTY SOLUTIONS

Window Film	84
Acoustic Panels	86
Rigid Impact Protection	86

SPECIFYING

Design Archives	90
How to Order	92
Level Difference	94

CONTENTS





LOST & FOUND

THIS PAGE
Reclaimed shown in:
L50102 Whitewash

OPPOSITE
Reclaimed shown in:
L50105 Salvaged





TOP TO BOTTOM

Reclaimed shown in:
L50103 Aged
L50104 Blonde

OPPOSITE

Reclaimed shown in:
L50101 Intermix

ABOUT THE DESIGN | Reclaimed

Based in Cleveland, Ohio, *Rustbelt Reclamation* creates truly distinctive wood interiors and furniture for a variety of clients in hospitality, corporate, and institutional settings. Salvaging wood from buildings slated for demolition across America's steel belt, they harvest and re-purpose material from abandoned barns, factories, churches, and more. This very special wood (most from old-growth forests well over a hundred years old) is kept out of landfills and given a second life.

In an exclusive partnership, Level Digital Wallcoverings is continuing this mission with our new collection of unique reclaimed wood wallcovering designs, created directly from examples in the *Rustbelt Reclamation* warehouse.

Painstakingly photographed at high resolution, these planks, joists, and beams have been combined into new works of print-ready art, indelibly marked with the traces of history.



Learn more about Rustbelt Reclamation at rustbeltreclamation.com





THIS PAGE
Gutenberg shown in:
L51602 Endgrain

OPPOSITE
Gutenberg shown in:
L51601 Ink Stained

Did you know?
Many of our designs are
available in a variety of
alternate versions. Visit
findyourlevel.com to
see the full offering of
designs.





TOP TO BOTTOM

Downtown shown in:
L51901 Metropolitan
L51902 Upbeat

OPPOSITE

Downtown shown in:
L51903 Verdigris



Customize *Downtown* with names and photos from your neck of the woods.



SAN FRANCISCO

INDIANAPOLIS

JACKSONVILLE

CHICAGO

LITTLE ROCK

BOSTON
SANTA FE

SAN JOSE

DETROIT
PHOENIX

PITTSBURGH

NEW YORK

PHILADELPHIA





GEOMETRY

THIS PAGE
Lindsey shown in:
L50606 Linear Jade


OPPOSITE
Lindsey shown in:
L50601 Boss





TOP TO BOTTOM
Lindsey shown in:
L50604 Desert
L50603 Mondrian

OPPOSITE
Lindsey shown in:
L50602 Epic



Request our WallMax clear protective wallcovering topcoat to achieve superior durability and scratch resistance.







OPPOSITE
Lindsey shown in:
L50605 Linear Turquoise

THIS PAGE
Lindsey shown in:
L50607 Metro

TOP TO BOTTOM

Quadrans shown in:
L50901 Salsa
L50902 Upbeat

OPPOSITE

Quadrans shown in:
L50903 Black & White

ABOUT THE ARTIST | Andrew Reach

Andrew Reach's career as an established architect spanned over twenty years before a debilitating spinal disease left him disabled and no longer able to work. At the urging of his spouse, Reach began teaching himself Photoshop to make greeting cards from his collection of vintage paper ephemera. Making art became a form of therapy, warding off depression and helping cope with pain.

Soon, he began to experiment beyond cards, using the program to create original digital art. The technology allowed him to make large format works that would be too physically demanding to paint by hand. With time, a rich vocabulary of artistic expression emerged.

His large-scale geometric abstractions are a natural outgrowth of his architecture, brought to life in a visual dance of color, composition, and optical play that gives them an innate sense of movement; a stand-in for the artist's inability to move freely through the world.



All artwork in the *Quadrans & Constellations* collections © Andrew Reach. All Rights Reserved. andrewreach.com





TOP TO BOTTOM

Constellations shown in:
L51003 Scorpio
L51001 Libra

OPPOSITE

Constellations shown in:
L51002 Aquarius



Use any Level design as-is, or as inspiration; a point of departure for a new and unique solution.

All artwork in the *Quadrans & Constellations* collections © Andrew Reach. All Rights Reserved.
andrewreach.com



TOP TO BOTTOM
Nexus shown in:
L51103 Sunburst
L51102 Lagoon

OPPOSITE
Nexus shown in:
L51101 Lava



ABOUT THE ARTIST | Miloslav Hermanek

Miloslav Hermanek is a Czech architect and graphic designer. Building on the legacy of his father, a prominent Czech stage designer, Hermanek's futuristic visions are nothing short of theatrical. Drawing on his skill as an architect, he uses the latest digital software to create intricate three-dimensional electronic realms.

The use of space plays a significant role in *Nexus*, where Hermanek showcases a vast network of connections in the depths of an imaginary three-dimensional space.



All artwork in the *Nexus* & *Nexus Squared* collections
© Miloslav Hermanek. All Rights Reserved.
miloslavdesign.com



TOP TO BOTTOM
Nexus Squared shown in:
L51201 Smoke
L51202 Pomegranate

OPPOSITE
Nexus Squared shown in:
L51203 Blush




Adapting artwork, illustration, graphics or photography to a client's space and unique requirements.

All artwork in the Nexus & Nexus Squared collections
© Miloslav Hermanek. All Rights Reserved.
miloslavdesign.com



TOP TO BOTTOM
High Tide shown in:
L51502 Salsa
L51503 Flamingo

OPPOSITE
High Tide shown in:
L51504 Jazz



Our Color Target Sheets contain over 1,000 digitally printable colors and make the custom color process easy and affordable.






THIS PAGE
High Tide shown in:
L51501 Sand Dollar

OPPOSITE
Dot Matrix shown in:
L50702 Carnival



TOP TO BOTTOM
Dot Matrix shown in:
L50703 Tangerine
L50701 Blue Suede

OPPOSITE
Dot Matrix shown in:
L50704 Orchid
(with coordinating custom
window film using both white
and color inks)



Print a Level design on window film to add elegance and sophistication to privacy screening, glass partitions, windows and more.




CLOCKWISE
Patchwork shown in:
L50503 Meadow
L50501 Mist
L50502 Lagoon
L50504 Spice
(with optional striations)

OPPOSITE
Patchwork shown in:
L50505 Lava shown
(with optional striations)





time
rive
I THINK BIG obsessi
ie *Enjoy the moment* **SMILE** freedom
imagination
attitude **ROLL WITH**
SOUL *believe* **guts & glory** kindness
anything *strive*
IS POSSIBLE *be nice* **dream**
trailblazer *alive* **astounding**
FUN *speak out* enthusiasm



on **FIERCE!** be awesome
dedication start doing
adventure push yourself
with it power worry
strength MAKE CHANGE HAPPEN
connection
partnership innovation  **ATTITUDE**
TAKE ACTION energy
creativity believe in yourself

WORD WALLS



NAMASTE
TERE 🖐️
GUTEN TAG
HEJ
SVEIKI
مرحبا
নমস্কৃত
BAREV
SAWUBONA
مِنْكُمْ
السَّلَامُ عَلَيْكُمْ
SALVE
γεια σου
你好
HUYAMBO
SALUT
OLÀ
HELLO
ПРИВЕТ
BONJOUR
HALLO
АНОЖ
ПРАВСТВУЙТЕ
XIN CHÀO
안녕하세요
سلام
BOG
סוּלוֹשׁ
HI
今日好
CZESC
LABAS
ALOHĀ
SZERVUSZ
SHALOM
TALOFA
CIAO
HOLA
TJA
POZDRAVLJENI
KAIXO
MERHABAS
هلا وسهلا

TOP TO BOTTOM

Word Walls "Brick" version shown in L51705 Bold & L51704 Vino

OPPOSITE

Word Walls "Script" version shown in L51706 Sharpie



Many ways to customize:
Add your own text
Change the layout
Change the typeface



how SPIRIT time to change improve think outside the box life is now
why not? goals challenge YES give it 110% potential why
don't waste time me drive THINK BIG obsession FIERCE! passion don't waste time
SMILE freedom dedication start doing
attitude ROLL With it power worry less moxie
SOUL anything guts & glory kindness connection ATTTITUDE
DE is possible dream TAKE ACTION energy
trailblazer astounding creativity believe in yourself
FUN alive speak out enthusiasm devotion
MAKE STUFF HAPPEN
excitement YOU CAN excite
don't quit have a goal don't quit
decide, commit, succeed motivation go for it! decide, c







ARTS



TOP

Monson #51 shown in:
L50202 Sand Dollar

OPPOSITE

Monson #51 shown in:
L50201 Carnival

BOTTOM

Monson #51 shown in:
L50202-OP1 Sand Dollar with a
custom photograph overprinted
on the painting

ABOUT THE ARTIST | John Monson

John Monson's paintings explore the dichotomy of atmospheric fields of color and the incidental imagery generated by the physical texture of paint on canvas. The color fields seem to evoke both external atmospheric landscapes and internal psychological states while the textures offer the suggestion of aging, renewal and implied action.

Abstraction is employed in order to avoid literal, narrative associations, freeing the viewer to have a more direct experience of the paintings and to arrive at more intimate, intuitive and subconsciously derived personal meanings.



All artwork in the Monson collection © John Monson.
All Rights Reserved.
johnmonsonart.com







THIS PAGE
Monson #51 shown in:
L50203 Upbeat

OPPOSITE
Convoke shown in:
L52103 Desert Rose



TOP TO BOTTOM

Convoke shown in:
L52101 Carnival
L52102 Teal

OPPOSITE

Weird Surface shown in:
L52001 Stange Hues



ABOUT THE ARTIST | Danny Ivan

Danny Ivan is a graphic designer and digital artist living in Oporto, an ancient Roman port city in North Portugal. He sometimes starts his concepts as sketches or drafts on paper using pencil and rulers, but his explorations in geometry reach epic proportions when brought to life digitally. Bold color is his signature, along with explosions of abstraction, undulations of strange textures, and the hypnotic use of geometric forms, which for him have a direct connection to emotional qualities such as happiness, enthusiasm, and energy.

"My creative process defines what I really love in life: bold people, bold moments, and bold emotions. What I really want when I'm making an artwork or design is for people to react when they see it. I try to capture everything I see, listen to, and taste in one work."



All artwork in the Convoke, Weird Surface, & LaVerite collections © Danny Ivan. All Rights Reserved. dannyan.com



THIS PAGE

LaVerite shown in:
L52201 Lipstick

OPPOSITE

LaVerite shown in:
L52202 Onyx

We proudly offer environmentally conscious solutions in both our print technology and our materials.



All artwork in the *Convolve*, *Weird Surface*, & *LaVerite* collections © Danny Ivan. All Rights Reserved. dannyan.com



TOP TO BOTTOM

Line Up shown in:
L52302 Sand Dollar
L52301 Lava

OPPOSITE

Line Up shown in:
L52303 Verdigris

ABOUT THE ARTIST | Kate Snow

Kate Snow is a self-taught painter and printmaker living in Cleveland, Ohio. After five years at the cooperative art space, Zygote Press, she now works from her home studio full time. While much of her art is influenced by natural elements, she also explores the uneasy relationship between order and perceived chaos.

At their core, her work investigates how these and other universal elements affect the ways we connect with ourselves and relate to others. She also creates a small line of stationery, apparel, and home goods in collaboration with her husband, Eagan Rackley, under the name Four Fish Ink.



All artwork in the *Line Up* collection © Kate Snow.
All Rights Reserved.
fourfishink.com





TOP TO BOTTOM

Ballast shown in:
L51803 Lounge
L51801 Original

OPPOSITE

Ballast shown in:
L51801-OP1
(the Original colorway is
overprinted on a Level
brick pattern)

ABOUT THE ARTIST | Mark Thomas

After receiving a BFA in painting from Kent State University, Mark Thomas moved to Cleveland, Ohio, and was immediately attracted to the decayed and industrial areas of the city. Drawn to the textures found on the oxidized metal surfaces covering the city's bridges and abandoned structures, Thomas combed the rusty underbelly of the metropolis for inspiration. He began to experiment with automotive enamel and other industrial pigments – laying the paint down in thick layers, then stripping it back by applying a belt sander directly to the surface of the canvas, often leaving imperfections and holes in the process.

Over time, he gathered the skills necessary to create these laborious compositions, while still enjoying the inevitable element of chance that informed each piece. His Ballast series is a direct reaction to the urban landscape – tough, man-made, gritty, with bursts of vibrant color, and hints of America's industrial past.



All artwork in the Ballast collection © Mark Thomas.
All Rights Reserved.





THIS PAGE

Ballast shown in:
L51802 Grid

OPPOSITE

Ballast shown in:
L51801-OP2
(a custom coloration is
overprinted on a Level
brick pattern)



We manage projects and budgets of all sizes with the same care and attention to detail, and we're always eager to find the right solution for our clients.

All artwork in the Ballast collection © Mark Thomas.
All Rights Reserved.



TOP TO BOTTOM

Cities in Motion versions:
L52405 Brooklyn Bridge
L52406 Dumbo

OPPOSITE

Cities in Motion version:
L52403 Traffic

ABOUT THE ARTIST | Alessio Trerotoli

Alessio Trerotoli is an Italian photographer, born and raised in Rome, who finds his subject matter travelling the world. Inspired by the character and movement of the places he visits, Trerotoli creates abstract representations of urban landscapes by superimposing several different photographs to build a single, multi-layered image.

Each and every detail is duplicated a dozen times, the lights and structures multiplied, the hustle and bustle amplified – with this technique Trerotoli builds dazzling and strange visions of seemingly familiar places. His series, *Cities in Motion*, features both iconic and everyday views of New York City, layered to showcase the surprisingly lush textures of his urban dreamscapes.



All artwork in the *Cities in Motion* collection
© Alessio Trerotoli. All Rights Reserved.
alessiotrerotoli.it





TOP TO BOTTOM

Cities in Motion versions:
L52404 Williamsburg
L52401 Times Square

OPPOSITE

Cities in Motion version:
L52402 Grand Central



Ongoing R&D towards best-in-class materials, inks, coatings, and technology.

All artwork in the *Cities in Motion* collection
© Alessio Trerotoli. All Rights Reserved.
alessiotrerotoli.it



TRANQUIL

TOP TO BOTTOM
Minerology shown in:
L50803 Agate
L50801 Geode

OPPOSITE
Minerology shown in:
L50802 Crystal



With nearly two decades of experience, we've become very familiar with the unique challenges that come with digitally printed wallcoverings, films and other materials.



THIS PAGE
Sliver shown horizontally in:
L50401 Ice

OPPOSITE
Sliver shown vertically in:
L50403 Orchid



There are literally hundreds of materials available on which your Level design can be printed, and the list grows almost daily.







OPPOSITE
Sliver shown in:
L50402 Verdigris

THIS PAGE
Waterfall shown in:
L51301 Gothic

TOP TO BOTTOM
Waterfall shown in:
L51302 Icy
L51303 Lagoon

OPPOSITE
Waterfall shown in:
L51304 Aquatic



For applications in healthcare, hospitality, education, corporate interiors, government and more, Level offers near limitless creative possibilities for today's designer.



TOP TO BOTTOM

Astronomy shown in:
L51404 Nebula
L51402 Blueprint

OPPOSITE

Astronomy shown in:
L51401 Starchart



Endless variations can be achieved simply by editing the elements within a design.





THIS PAGE
Astronomy shown in:
L51403 Deep Space

OPPOSITE
Ribbon shown in:
L50301 Ice



TOP TO BOTTOM
Ribbon shown in:
L50303 Verdigris
L50304 Lava

OPPOSITE
Ribbon shown in:
L50302 Upbeat



Require changes?
Every design in the
Level program can
be specified as is or
customized to better
suit your needs.



TOP TO BOTTOM

Prairie Grass shown in:
L52503 Batik
L52502 Canyon

OPPOSITE

Prairie Grass shown in:
L52501 Spa







LEFT TO RIGHT
Prairie Watercolor shown in:
L52602 Cerulean
L52603 Magenta

OPPOSITE
Prairie Watercolor shown in:
L52601 Indigo









SPECIALTY SOLUTIONS

CLOCKWISE

Arboretum shown in:
L32001CD Birch
(with custom colors &
white ink)

Lindsey shown in:
L50605 Linear
(in various opacities of
white ink only)

Woodland Wonderland
shown in:
L33207CD Teal
(in various opacities of
white ink only)

Astronomy shown in:
L51403 Deep Space
(in white ink only as
privacy screening)

OPPOSITE

Ribbon shown in:
L50302 Upbeat
(as color ink on film)





LEFT TO RIGHT

Prairie Grass shown in:
L52503 Batik
(printed on rigid impact
protection material)

Lindsey shown in:
L50602 Epic
(printed on rigid impact
protection material)

OPPOSITE

Downtown shown in:
L51903 Verdigris
(in a custom coloration and
layout, printed on acoustic fabric
and stretched over acoustic
panels)



TERMINAL
TOWER

THE
FLATS

GUARDIANS
OF TRAFFIC

WEST SIDE
MARKET

UNIVERSITY
CIRCLE

SEVERANCE
HALL

CLEVELAND
41.4922° N
81.5697° W

CLOCKWISE

Lineation shown in:
L32100A1CD Multi

Willow Wisp shown in:
L31064CD Bright Willow

Central Park shown in:
L31134CD Birch

Shoot the Breeze shown in:
L32555LV Upwind

OPPOSITE

Bandwidth shown in:
L31091CD Blue Glass

BROWSE

In addition to this book, there are hundreds more design and color options available at findyourlevel.com. Just click on the *Designs* tab.

Still don't see what you're looking for? Browse our extensive archive from the *Design Archives* link at the website, or call your sales representative to schedule a conversation with our creative team.





A Step-By-Step Guide to Specifying Level

■ STEP 1: SELECT A DESIGN & COLOR

The designs in the Level program are available in a range of colorations and many feature several layout variations. Each of these designs can be specified as is, or may be customized to better suit your needs.

■ STEP 2: CHOOSE CUSTOM OPTIONS

Every design in the Level program was created with flexibility in mind, and the possibilities for their customization are near limitless. In an effort to make your project as simple as possible, choose from these options:

LAYOUT CUSTOMIZATION

Simple: Many designs lend themselves to very simple modifications including flipping or rotating the design, creating a mirror image, or isolating specific elements. The intricacy of each design will determine if these adaptations are applicable, and our staff is available to assist in selecting these options.

Complex: Specific modifications can be applied to the design by changing the technique of the artwork, adding new elements, or using a design as a launching point for a completely new piece of art.

COLOR CUSTOMIZATION

Simple: Designs with flat or solid colors can be simply customized. Rearranging the position of the colors within one of these designs, or even changing the colors to ones selected from our Color Target Sheets are examples of very simple color customization (see Page 95 for details). The intricacy of each design will determine the application of these options, and our staff is more than happy to assist you.

Complex: Artists have created many of our designs with complex texturing and layering. We can modify the colors in these designs to blend to your specific palette and we have a variety of tools at our disposal to facilitate this process.

Need help? A screen sharing session with a member of our creative team can make the process of customizing your Level design very efficient.

■ STEP 3: DETERMINE SIZE & SCALE

All Level designs, customized or not, are sized to customer specifications. In many cases you will simply need to know the overall height and length/width of your space, and your selected design will be sized accordingly. If you have a complex installation that requires multiple sizes or custom fitting to intricate spaces, please have as much information as possible ready when you call for your quote.

■ STEP 4: SELECT A SUBSTRATE

There are literally hundreds of materials available on which your Level design can be printed, and the list grows almost daily. In an effort to make these options more accessible, we have divided the substrates into two categories:

MOST POPULAR MATERIALS

These are the most often specified materials - they have been thoroughly tested and are recommended for all Level designs. We keep in inventory each material in this group, which allows us to be very responsive to tight deadlines. This group includes the following materials:

- Type II 20 oz. Commercial Vinyl (Smooth or Light Stipple Texture)
- Optically Clear Window Film
- Type II PVC-Free Contract Wallcovering (Smooth or Light Stipple Texture)

ADDITIONAL MATERIALS

We can digitally print on a wide array of other materials, both rigid and rolled goods. We generally do not keep these materials on hand, but most can be readily obtained for your installation requirements. Just some of the many substrates in this group are:

- Sound Absorption Fabrics
- Rigid Wall Protection Material
- Polycarbonates & Acrylic Sheets
- Textured Vinyls & Much More

Our experienced, knowledgeable staff can quickly provide you basic information about the durability and color characteristics of most specialty materials, and it is important to remember that printing on specialty materials nearly always involves a longer lead time and more upfront expense than our standard materials. However, there is no better way to create a stunning and utterly unique wallcovering than printing on these materials, and we're here to help you every step of the way.

■ STEP 5: REQUEST A QUOTE

Once you've compiled all the information needed, simply provide it to your sales representative!

Creative Expertise + Technology

The Level team are experts in the use of digital print technology for the commercial interior décor market. With nearly 20 years of experience, we have a deep knowledge and mastery of the intricacies of this technology. We also invest in the latest printing technology to offer the widest possible range of production options for our clients.

OUTSTANDING DESIGNS

The heart of the Level program is its growing library of extraordinary designs. And behind those designs is the Level team of talented stylists and designers, who combine years of experience with fresh ideas and new outlooks on commercial wallcoverings. We keep a close eye on commercial wallcovering trends and styles, and creatively interpret that research into **exciting new designs that designers, specifiers, and their clients will love.**

EXPERIENCED PROJECT MANAGEMENT

If you can dream it, we'll find a way to make it happen. Adapting artwork, illustrations, graphics or photography to a client's space and unique requirements is what we do best. With many years of successful projects under our belt, we know all of the unique challenges that come with custom digital wallcoverings, and we've amassed a considerable tool kit to address them. We continually manage projects and budgets of all sizes with the same care and attention to detail, and we're always eager to find the right solution for our clients.

STATE-OF-THE-ART PRINTERS & INKS

Level wallcoverings are printed using the latest advancements in UV-based and latex-based inks on high-speed, large format digital presses. We maintain a close relationship with our hardware and ink suppliers, cooperating in R&D to improve the durability and applicability of our products. And our wallcoverings history and experience allows us to find solutions and tackle new challenges specific to **key commercial wallcoverings markets - healthcare, hospitality, corporate, and retail.**

NEAR LIMITLESS SUBSTRATES & DURABLE LAMINATES

We are able to print your design on an ever-growing list of materials including Type II vinyls, PVC-free commercial wallcovering, window films, laminates, rigid materials, and more. Many of our materials feature environmentally friendly attributes, and we continually expand our offering of substrate materials to keep up with the demands of the market and **provide new options for designers and specifiers.** Optional liquid laminate top-coats can provide additional durability and abrasion-resistance, or feature anti-microbial or anti-graffiti properties.

Environmental Responsibility

We proudly offer wallcovering options that meet the demands of our environmentally conscious customers without sacrificing the highest standards of artistry, quality, and durability. In particular, Level digital wallcoverings offer green solutions in both our print technology and our offering of printable substrates. We are also able to produce wallcoverings that, when printed with our latex inks on a PVC-free wallpaper, are GREENGUARD Children & Schools CertifiedSM, can help building owners obtain LEED credits, and meet AgBB criteria.

Level Proofing Tools Explained

While digital print technology allows for unparalleled design freedom, its print-on-demand nature necessitates some unique sampling and proofing solutions. Our goal is to provide the most accurate, beneficial, and cost effective tools possible to help you visualize the final product at various stages of development.

We have created an assortment of proofing devices, each targeted at demonstrating a specific task or specification. Depending on the complexity and level of customization associated with your project, you may receive one or more of these during the course of production.

Please visit the website or contact your sales representative for more information regarding these tools.

DESIGN PDF

An emailed PDF of your artwork in an elevation view (may be superimposed over your actual architectural elevations upon request). The intent of the PDF is to visually demonstrate how a requested design will appear when sized, cropped, scaled, and/or customized to your specifications.

CUSTOM DESIGN PROOF

A Custom Design Proof, also referred to as a CAD, may be generated for custom colorations. The proof is printed on paper and features a crop of a given design re-colored in the selected custom colors. It is not intended for final color approval, but rather as an aid in establishing color placement and position. 16" x 20".

SUBSTRATE SAMPLE

A small swatch of substrate material, including its basic specifications, is available for all Standard Substrates and many Specialty Substrates. Available printed or unprinted.

COLOR TARGET SHEETS

A series of color swatches printed on our standard vinyl containing over 1,000 digitally printable colors. When specifying custom colors, the Color Target Sheets are an ideal and affordable starting point to selecting your colors.

STRIKE-OFF

The Strike-Off is your final sign-off prior to production. It is printed on your specified substrate and features a crop of the final artwork, demonstrating its actual production size, scale, color, material, and layout. 36" x 52".

Join Us Online

Get the most out of Level by engaging with us online. Go to the website to find more designs, more color options, product specifications, tools, galleries, and more. And join the creative conversation on social media for the latest updates.

 /leveldigitalwallcoverings

 @findyour_level

 /findyour_level

 /company/level-digital-wallcoverings



WHY LEVEL?



Extraordinary Designs, Ready to Customize

Exciting New Materials, Near Limitless Printing Solutions

Pain-Free Project Management

Since 1998

leVel DIGITAL
WALLCOVERINGS



level DIGITAL WALLCOVERINGS

Extraordinary Designs, Ready to Customize

Exciting New Materials, Near Limitless Printing Solutions

Pain-Free Project Management

Since 1998